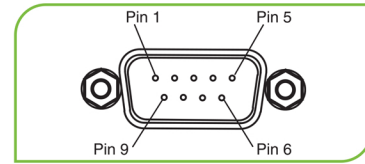
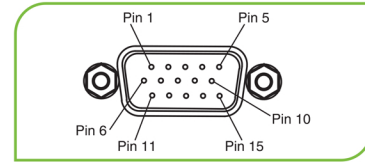


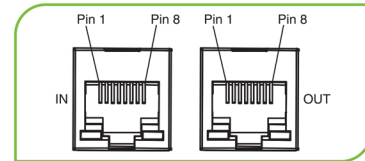
Pin	RS232/485 9 pin Sub-D	RS232/485 15 pin Sub-D	EtherCAT 15 pin Sub-D	RJ45 EtherCAT IN/OUT
1	Relay Normally Open	RS485 (-)/RS232 transmit	NC	TX+
2	Relay Normally Closed	RS485 (+)/RS232 receive	NC	TX-
3	Power (+) (9-30 VDC)	Power (+)	Input Power (+) 9 to 24 VDC	RX+
4	Power Return (-)	Power (-)	Power Return -	NC
5	Analog Output (+)	Analog Output (+) abs.	Signal Output +	NC
6	Relay Common	Analog Output (-)	Signal Common	RX-
7	RS485 (-)/RS232 Transmit	Relay #1 NO	Chassis Ground	NC
8	Analog Output	Relay #1 Common	NC	NC
9	RS485 (+)/RS232 Receive	Relay #1 NC	NC	
10		Relay #2 NC	Relay #1 NC	
11		Relay #2 Common	Relay #1 Common	
12		Relay #2 NO	Relay #1 NO	
13		Relay #3 NC	Relay #2 NC	
14		Relay #3 Common	Relay #2 Common	
15		Relay #3 NO	Relay #2 NO	



9 pin D Subminiature Connector



15 pin D Subminiature Connector



RJ45 EtherCAT IN/OUT Connector

Pinouts -D-Sub 15 pin HD, D-Sub 9 pin, Analog, RS232/485 and D-Sub 15 pin HD, RJ45, EtherCAT